






Dimensions of Ocean Containers*


| 20" STANDARD | | English | Internat. |
|---|------------------|-----------------------|----------------------|
|  | Inside length | 19'4" | 5.895 m |
| | Inside width | 7'8" | 2.33 m |
| | Inside height | 7'10" | 2.38 m |
| | Door width | 7'8" | 2.33 m |
| | Door height | 7'6" | 2.28 m |
| | Capacity | 1,172 ft ³ | 33,18 m ³ |
| | Tare weight | 4,916 lb | 2,229 kg |
| | Max cargo weight | 47,999 lb | 21,727 kg |


| 40" STANDARD | | English | Internat. |
|--|------------------|-----------------------|----------------------|
|  | Inside length | 39'5" | 12.01 m |
| | Inside width | 7'8" | 2.33 m |
| | Inside height | 7'10" | 2.38 m |
| | Door width | 7'8" | 2.33 m |
| | Door height | 7'6" | 2.28 m |
| | Capacity | 2,390 ft ³ | 67,67 m ³ |
| | Tare weight | 8,160 lb | 3,701 kg |
| | Max cargo weight | 59,040 lb | 26,780 kg |


| 20" OPEN TOP | | English | Internat. |
|---|------------------|-----------------------|----------------------|
|  | Inside length | 19'4" | 5.895 m |
| | Inside width | 7'7" | 2.31 m |
| | Inside height | 7'8" | 2.33 m |
| | Door width | 7'6" | 2.28 m |
| | Door height | 7'2" | 2.18 m |
| | Capacity | 1,136 ft ³ | 32,16 m ³ |
| | Tare weight | 5,280 lb | 2,394 kg |
| | Max cargo weight | 47,620 lb | 21,600 kg |


| 40" OPEN TOP | | English | Internat. |
|--|------------------|-----------------------|----------------------|
|  | Inside length | 39'5" | 12.01 m |
| | Inside width | 7'8" | 2.33 m |
| | Inside height | 7'8" | 2.33 m |
| | Door width | 7'8" | 2.33 m |
| | Door height | 7'5" | 2.26 m |
| | Capacity | 2,350 ft ³ | 66,54 m ³ |
| | Tare weight | 8,490 lb | 3,850 kg |
| | Max cargo weight | 59,710 lb | 26,630 kg |


| 20" FLATRACK | | English | Internat. |
|---|------------------|-----------|-----------|
|  | Inside length | 18'5" | 5.61 m |
| | Inside width | 7'3" | 2.20 m |
| | Inside height | 7'4" | 2.23 m |
| | Tare weight | 5,578 lb | 2,530 kg |
| | Max cargo weight | 47,333 lb | 21,469 kg |


| 40" FLATRACK | | English | Internat. |
|--|------------------|-----------|-----------|
|  | Inside length | 39'7" | 12.06 m |
| | Inside width | 6'10" | 2.20 m |
| | Inside height | 6'5" | 1.95 m |
| | Tare weight | 12,081 lb | 5,479 kg |
| | Max cargo weight | 85,800 lb | 38,918 kg |


| 20" FLATRACK COLLAPSIBLE | | English | Internat. |
|---|------------------|-----------|-----------|
|  | Inside length | 18'6" | 5.63 m |
| | Inside width | 7'3" | 2.20 m |
| | Inside height | 7'4" | 2.23 m |
| | Tare weight | 6,061 lb | 2,749 kg |
| | Max cargo weight | 61,117 lb | 27,722 kg |


| 40" FLATRACK COLLAPSIBLE | | English | Internat. |
|--|------------------|-----------|-----------|
|  | Inside length | 39'7" | 12.06 m |
| | Inside width | 6'10" | 2.20 m |
| | Inside height | 6'5" | 1.95 m |
| | Tare weight | 12,787 lb | 5,800 kg |
| | Max cargo weight | 85,800 lb | 38,918 kg |


| 20" PLATFORM | | English | Internat. |
|---|------------------|-----------|-----------|
|  | Inside length | 19'11" | 6.07 m |
| | Inside width | 8'0" | 2.43 m |
| | Inside height | 7'4" | 2.23 m |
| | Tare weight | 6,061 lb | 2,749 kg |
| | Max cargo weight | 52,896 lb | 23,993 kg |


| 40" PLATFORM | | English | Internat. |
|--|------------------|-----------|-----------|
|  | Inside length | 40'0" | 12.19 m |
| | Inside width | 8'0" | 2.43 m |
| | Inside height | 6'5" | 1.95 m |
| | Tare weight | 12,783 lb | 5,798 kg |
| | Max cargo weight | 66,397 lb | 30,117 kg |

| 20" REFRIGERATED | | English | Internat. |
|---|------------------|-----------------------|----------------------|
|  | Inside length | 17'8" | 5.38 m |
| | Inside width | 7'5" | 2.26 m |
| | Inside height | 7'5" | 2.26 m |
| | Door width | 7'5" | 2.26 m |
| | Door height | 7'3" | 2.20 m |
| | Capacity | 1,000 ft ³ | 28,31 m ³ |
| | Tare weight | 7,040 lb | 3,193 kg |
| | Max cargo weight | 45,760 lb | 20,756 kg |

| 40" REFRIGERATED | | English | Internat. |
|--|------------------|-----------------------|----------------------|
|  | Inside length | 37'8" | 11.48 m |
| | Inside width | 7'5" | 2.26 m |
| | Inside height | 7'2" | 2.18 m |
| | Door width | 7'5" | 2.26 m |
| | Door height | 7'0" | 2.13 m |
| | Capacity | 2,040 ft ³ | 57,76 m ³ |
| | Tare weight | 10,780 lb | 4,889 kg |
| | Max cargo weight | 56,276 lb | 25,526 kg |

| 20" BULK | | Internat. |
|---|---------------|-----------|
|  | Inside length | 5.934 m |
| | Inside width | 2.358 m |
| | Inside height | 2.340 m |

| 40" HIGH-CUBE | | English | Internat. |
|--|---------------|-----------------------|----------------------|
|  | Inside length | 39'5" | 12.01 m |
| | Inside width | 7'8" | 2.33 m |
| | Inside height | 8'10" | 2.69 m |
| | Door width | 7'8" | 2.33 m |
| | Door height | 8'5" | 2.56 m |
| | Capacity | 2,694 ft ³ | 76,28 m ³ |
| | Tare weight | 8,750 lb | 3,968 kg |
| Max cargo weight | 58,450 lb | 26,512 kg | |

| 20" TANK | | Internat. |
|---|---------------|-----------|
|  | Inside length | 6.058 m |
| | Inside width | 2.438 m |
| | Inside height | 2.438 m |

*Dimensions may vary per shipping company!